









Name / Model	Included Accessories	Specs	Useful Resources	Available for Borrowing?
<p>Louet S10 DT</p> 	<p>Lazy Kate 3 bobbins</p>	<p>Irish Tension Main wheel: 50 cm (19.75") Ratios: 1:5.5, 1:7.5, 1:10.5 Orifice: 12mm (0.5"), Height 70cm (27.625") Weight: 6kg (13 lbs.)</p>	<p>Beginning Spinning Lesson (YouTube) Anatomy of a Castle Wheel (Image) Tips for Spinning Consistently (YouTube)</p>	<p>Yes</p>



<p>Louet S10 ST (w/ skeinwinder)</p> 	<p>Lazy Kate 3-Bobbins Skeinwinder mounted to frame</p>	<p>Irish Tension Main wheel: 50 cm (19.75") Ratios: 1:5.5, 1:7.5, 1:10.5 Orifice: 12mm (0.5"), Height 70cm (27.625") Weight: 6kg (13 lbs.)</p>	<p>How to Use a Skeinwinder (YouTube) Beginning Spinning Lesson - (YouTube) Anatomy of a Castle Wheel (Image) Tips for Spinning Consistently (YouTube)</p>	<p>Yes</p>
---	---	--	--	------------

<p>Louet S?? ST (w/ skeinwinder)</p> 	<p>Lazy Kate 3-Bobbins Skeinwinder mounted to frame</p>	<p>Irish Tension Main wheel: 50 cm (19.75") Ratios: 1:5.5, 1:7.5, 1:10.5 Orifice: 12mm (0.5"), Height 70cm (27.625") Weight: 6kg (13 lbs.)</p>	<p>How to Use a Skeinwinder (YouTube) Beginning Spinning Lesson - (YouTube) Anatomy of a Castle Wheel (Image) Tips for Spinning Consistently (YouTube)</p>	<p>Yes</p>
---	---	--	--	------------



<p>Ashford Traditional (with double treadle kit installed)</p> 	<p>5 bobbins lazy kate threading hook four-piece distaff</p>	<p>Wheel Diameter 56cm (22") bobbin capacity 100gm (3-4oz) orifice 1cm ($\frac{3}{8}$"") Orifice Height 69cm (27$\frac{1}{4}$"") Single Drive Ratios 7, 9, 12, 17:1 Double Drive Ratios 7.5, 9.5, 13:1 (16:1 bobbin lead)</p>	<p>Beginning Spinning Lesson - Saxony (YouTube)</p> <p>Anatomy of a Saxony Wheel (Image)</p> <p>Tips for Spinning Consistently (YouTube)</p>	<p>No</p>
---	--	---	--	-----------



<p>Pot Holder Looms</p> 	<p>Hook for help weaving</p> <p>Plenty of loops (various colors)</p>		<p>Making Potholders (YouTube)</p> <p>Potholder Tips & Tricks (YouTube)</p>	<p>Yes</p>
<p>Beka Original Rigid Heddle Loom (SG-Series)</p> 	<p>a pick-up stick</p> <p>two shuttles</p> <p>a pair of heddle blocks</p> <p>#10 steel crochet hook</p> <p>(for threading the heddle)</p>	<p>The outside measurements/weight are:</p> <p>SG-20 = ~24" W x 23-1/4" L and 4 pounds</p> <p>OR</p> <p>SG-24 = ~28" W x 23-1/4" L and 5 pounds</p> <p>Item Number: 07301 & 07401.</p> <p>Weights approximately: 4.00 pounds</p>	<p>Beginners Guide to Rigid Heddle Loom (YouTube)</p> <p>How to Get Started Weaving (Website)</p> <p>Beka Rigid Heddle Loom Warping (YouTube)</p> <p>How to weave neat edges (YouTube)</p> <p>Rigid Heddle Weaving Patterns for Beginners (Website)</p> <p>Gist Yarn (Pattern/Yarn Supplier)</p>	<p>Yes</p>


<p>7' Triangle Loom</p> 	<p>Loom stand Pick-up stick</p>		<p>How to Weave on a Triangle Loom (YouTube)</p> <p>Triangle Loom Weaving (YouTube)</p> <p>Triangle Looms (Website)</p>	<p>No</p>
<p>Ashford Inkle Loom</p> 		<p>25.5" Long Maximum Warp Length - 110" Maximum Warp Width - 3"</p>	<p>Inkle Loom Weaving Beginners (Website)</p> <p>How to Weave (Website)</p> <p>How to Warp an Inkle Loom (YouTube)</p>	<p>Yes</p>



<p><u>Leclerc Dorothy Table Loom</u></p> 	<p>20" 4 shaft</p> <p>Collapsible for easy storage.</p> <p>(24 or 17")?</p>			<p>Yes</p>
<p>Dorset 4-Harness Floor Loom</p> 			<p>Small enough to learn on, large enough for complex projects.</p> <p>Instructions available here</p>	<p>Yes</p>

<p>Small Warping Board</p> 			<p>How to Use a Warping Board (YouTube)</p>	<p>Yes</p>
<p>Large Warping Board</p> 			<p>How to Use a Warping Board (YouTube)</p>	<p>Yes</p>

<p>Ashford Hand Cards</p> 			<p>Very Beginner Hand Carding (YouTube)</p> <p>Ask the Woolery Cards vs Combs (YouTube)</p> <p>Six Steps to Hand Carding Wool (Website)</p> <p>Hand Carding Wool (YouTube)</p>	<p>Yes</p>
<p>Slicker Brushes (aka dog combs)</p> 				<p>Yes</p>

<p>Large Blending Board (32")</p> 			<p>Using the Ashford Blending Board (YouTube)</p> <p>Blending Board vs Drum Carder (YouTube)</p> <p>Using a Blending Board (Website)</p>	<p>Yes</p>
<p>Small Blending Board (16")</p> 			<p>Using the Ashford Blending Board (YouTube)</p> <p>Blending Board vs Drum Carder (YouTube)</p> <p>Using a Blending Board (Website)</p>	<p>Yes</p>

<p>St Blaise Combs</p> 	<p>Stand Clamps</p>		<p>Celebrate Spinning with St Blaise (Spin Off)</p> <p>Ask the Woolery Cards vs Combs (YouTube)</p>	<p>Yes</p>
<p>Louet Drum Carder</p> 	<p>Doffer brush Awl</p>		<p>How to Use a Drum Carder (YouTube)</p> <p>Getting More from your Drum Carder (YouTube)</p> <p>Classic Carder (Website)</p>	<p>No</p>

<p>Oxford Punch Needle</p> <p>Size 8</p> 		<p>Size 8</p>	<p>Punch Needle For Beginners (Website)</p> <p>Punching 101 (YouTube)</p> <p>Oxford Company Tutorials (YouTube)</p>	<p>Yes</p>
<p>Gripper Frame</p> 		<p>16 x 16"</p>	<p>Stretching Your Backing (YouTube)</p> <p>Moving Your Work on a Gripper Frame (YouTube)</p>	<p>Yes</p>
<p>Dyeing Equipment</p>		<p>Dye Pots, Crock pots for dyeing, guild microwave, 2 turkey roaster and 2 propane gas tanks, assorted containers and equipment for dyeing</p>	<p>Beginner Guide to Hand Dyeing</p> <p>How to Tie Dye</p>	<p>Yes</p>

